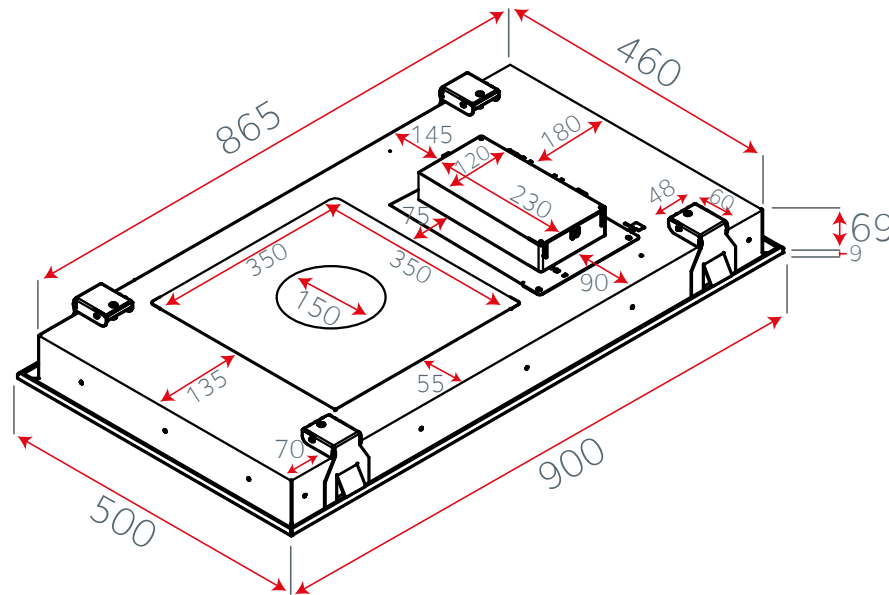




LUXAIRTM
EXTRACTION WITH ATTRACTION

LA-90-Tolvi External Motor



Charcoal Filters

N/A

Warranty

7 Years (Parts & Labour)

Lighting

1x 25w LED Panel 4000° Kelvin

Fuse Type

3 amp

EEl Rating

A

Motor

1200m³/hr

Duct Size (6m Max Length)

150mm Minimum Round or Rectangular Equivalent

Remote Control

Yes

Metal Grease Filters

LA-90-Tolvi x3 350x200

Switch Type

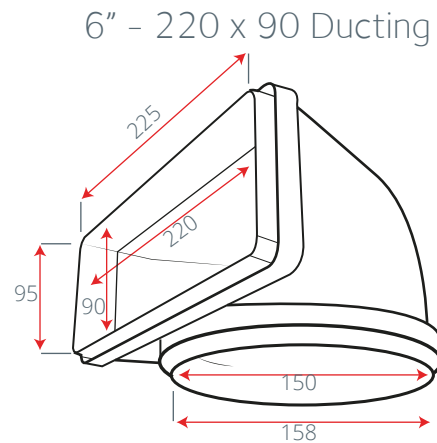
N/A

You must measure your mesh grill size. Older models will have different sizes to current models

Box Dimensions (CM) & Weight

LA-90-TOLVI-EXT 100x63x63 19Kg
External Motor 20Kg

Extraction Rate (Unrestricted)	Speed 1	Speed 2	Speed 3	Speed 4
	371m ³ /hr	588m ³ /hr	641m ³ /hr	1033m ³ /hr
Noise Levels DB/A	49 DB	56 DB	65DB	74DB

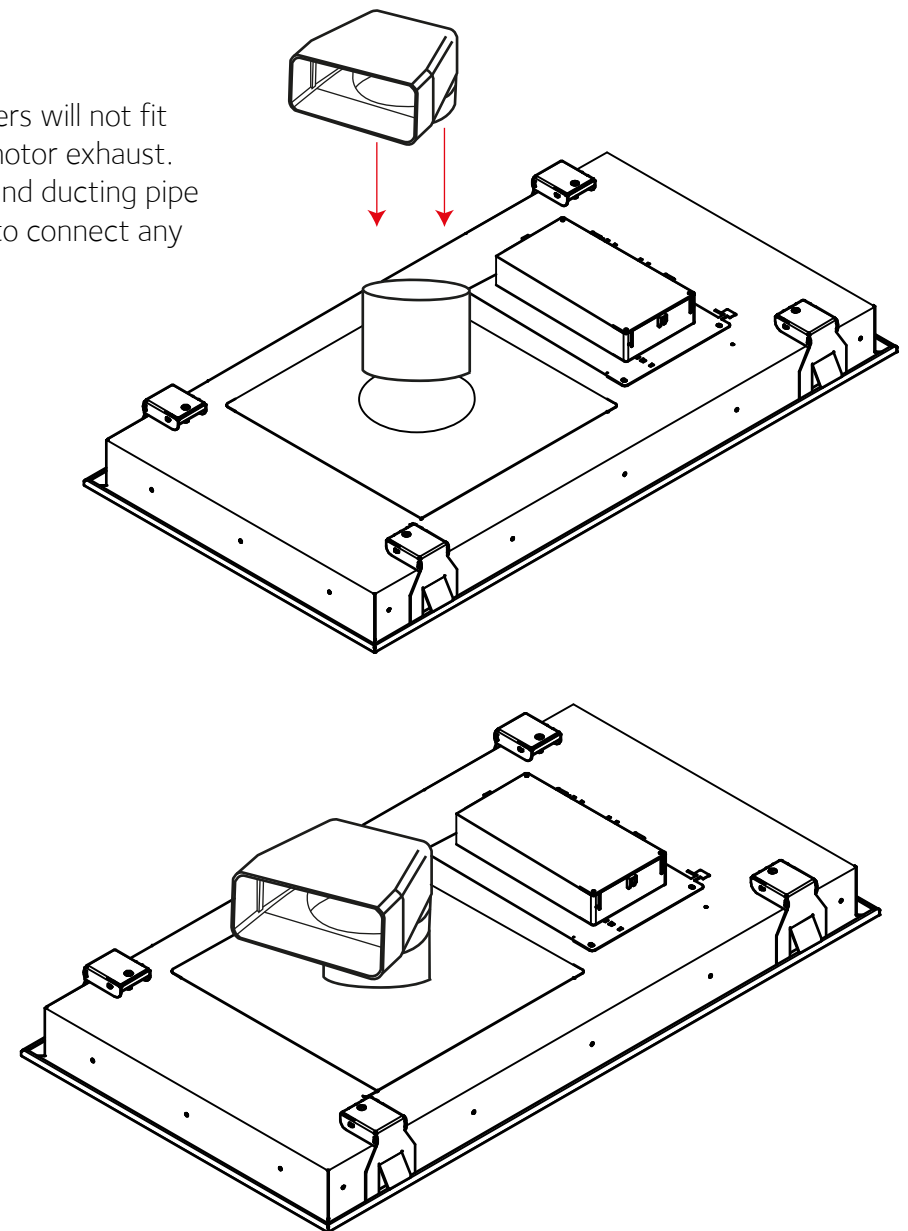


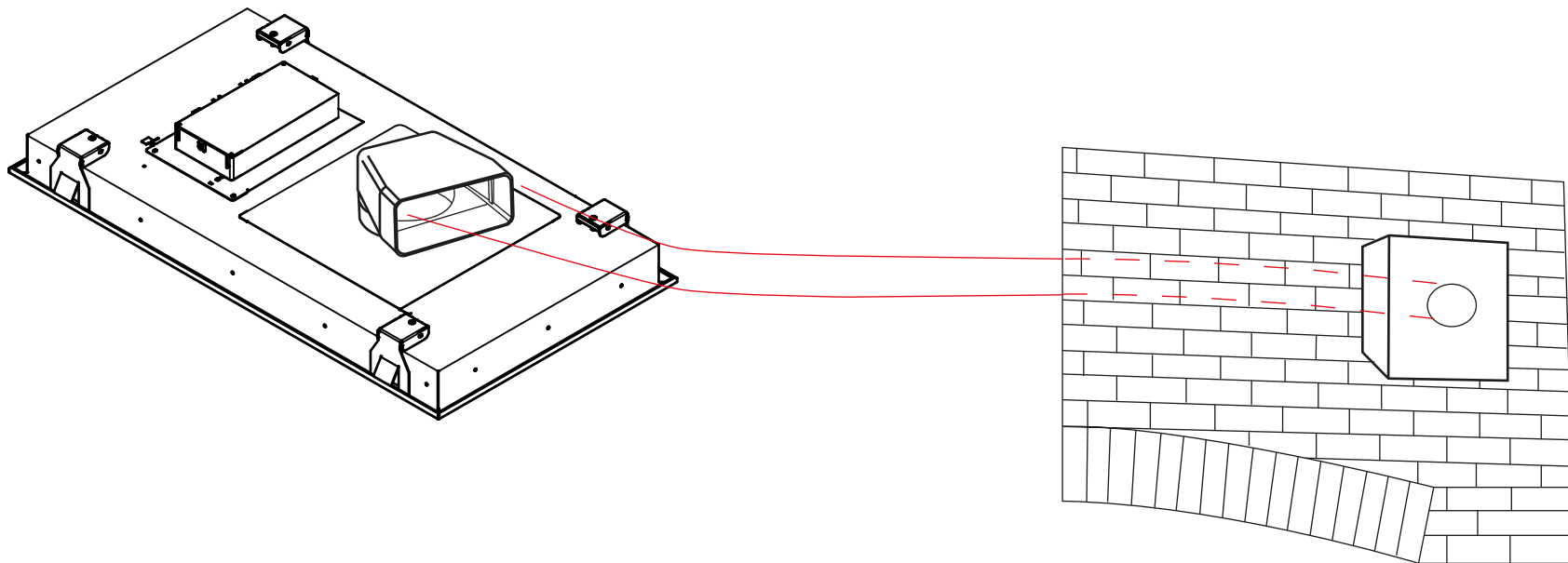
Please note adapters will not fit directly on to the motor exhaust. A small piece of round ducting pipe must be used first to connect any adapters

Ducting - Our external motor is designed with a round ducting system vent. Adapters will not fit directly on to the motor exhaust.

Our rectangular ducting is 220mm x 90mm

Please remember this hood must be installed on a minimum 6" ducting. If you are using rectangular ducting, this must be a minimum of 220mm x 90mm





Wall Mounted External Motor

Pitched Roof External Motor

Flat Roof External Motor

