

Charcoal Filters

N/A

Warranty

7 Years (Parts & Labour)

Lighting

1x LED Panel 37w 4000° Kelvin

Fuse Type

3 amp

EEL Rating

A

Motor

1200m³/hr

Duct Size (6m Max Length)

150mm Minimum Round or Rectangular Equivalent

Remote Control

Yes

Metal Grease Filters

LA-130x70-Anzi x2 427x404

Switch Type

N/A

You must measure your mesh grill size. Older models will have different sizes to current models

Box Dimensions (CM) & Weight

LA-130x70-ANZI 132x85x41 25Kg
External Motor 20Kg

**Extraction Rate
(Unrestricted)**

Speed 1

371m³/hr

Speed 2

588m³/hr

Speed 3

641m³/hr

Speed 4

1033m³/hr

Noise Levels DB/A

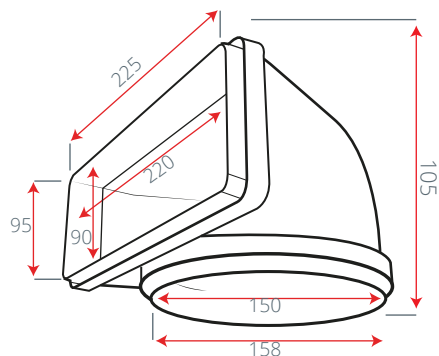
49 DB

56 DB

65DB

74DB

6" - 220 x 90 Ducting

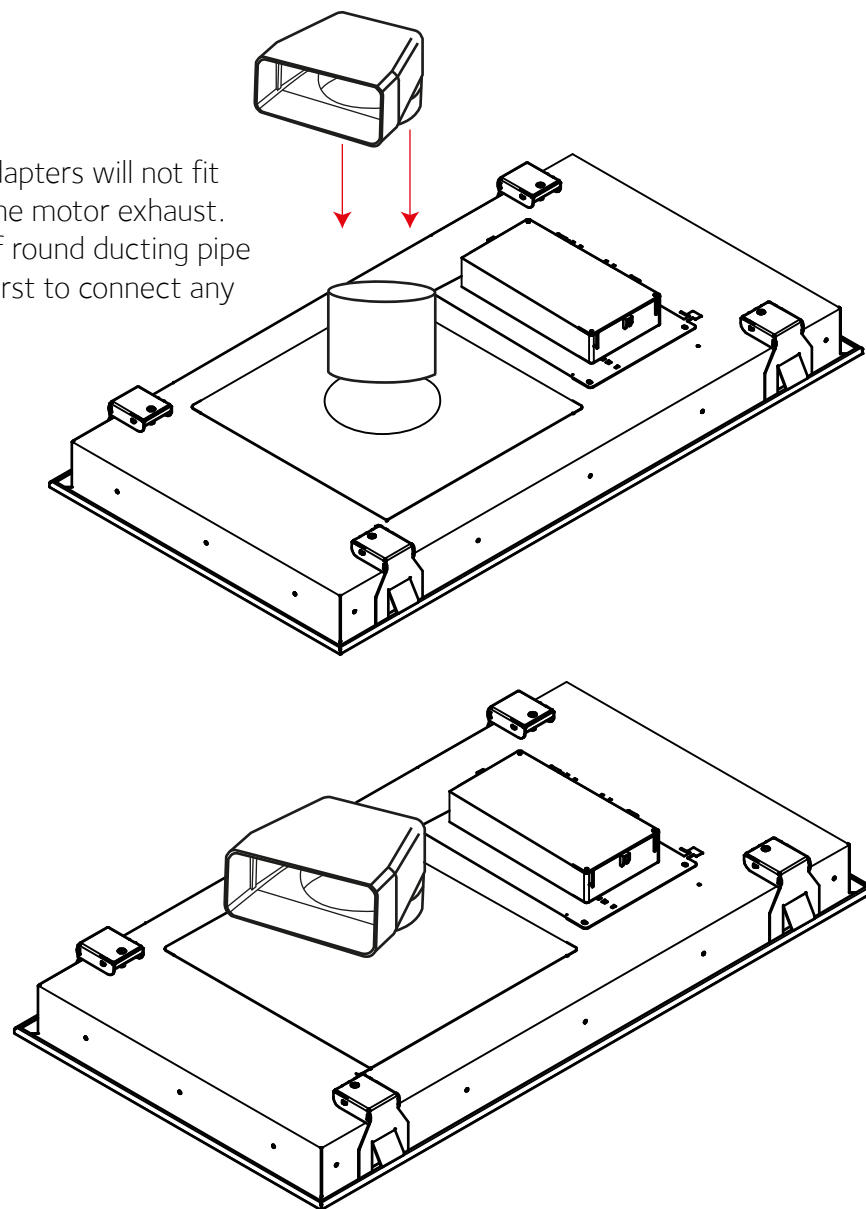


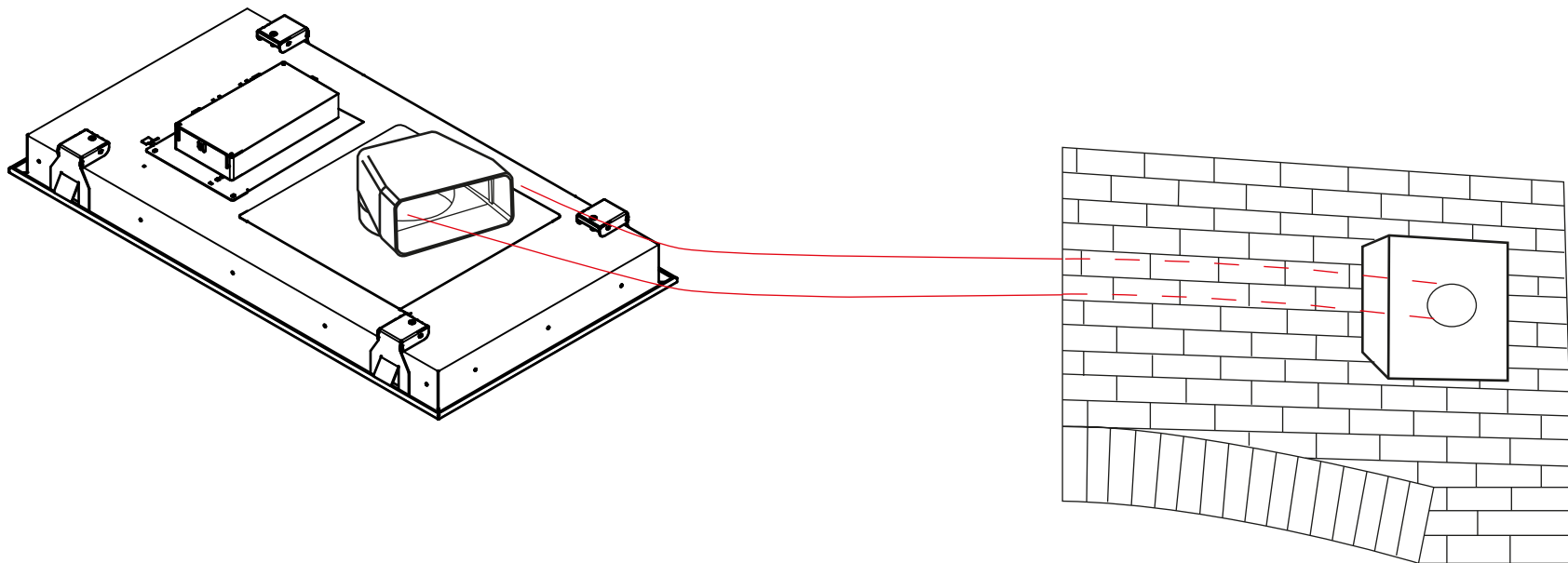
Ducting - Our external motor is designed with a round ducting system vent. Adapters will not fit directly on to the motor exhaust.

Our rectangular ducting is 220mm x 90mm

Please remember this hood must be installed on a minimum 6" ducting. If you are using rectangular ducting, this must be a minimum of 220mm x 90mm

Please note adapters will not fit directly on to the motor exhaust. A small piece of round ducting pipe must be used first to connect any adapters





Wall Mounted External Motor

Pitched Roof External Motor

Flat Roof External Motor

